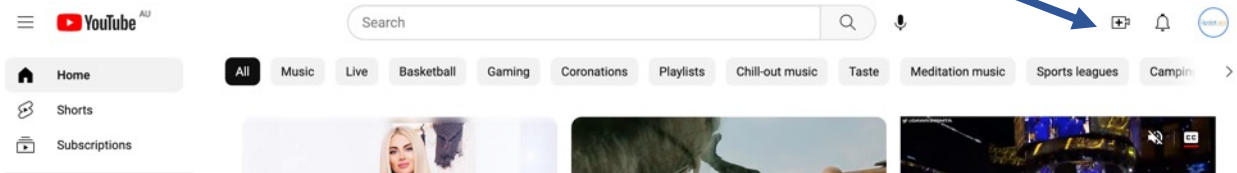
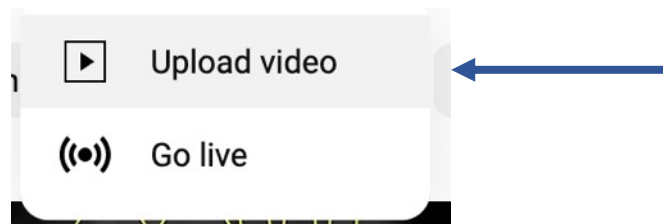


# Uploading Videos - YouTube

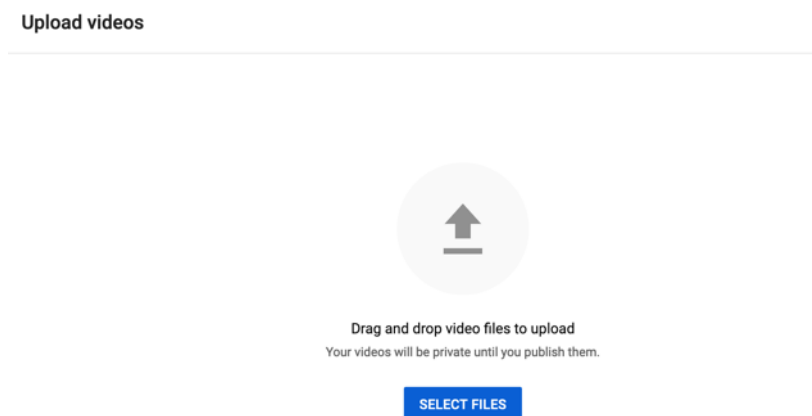
- Login to your YouTube and click on **create**.



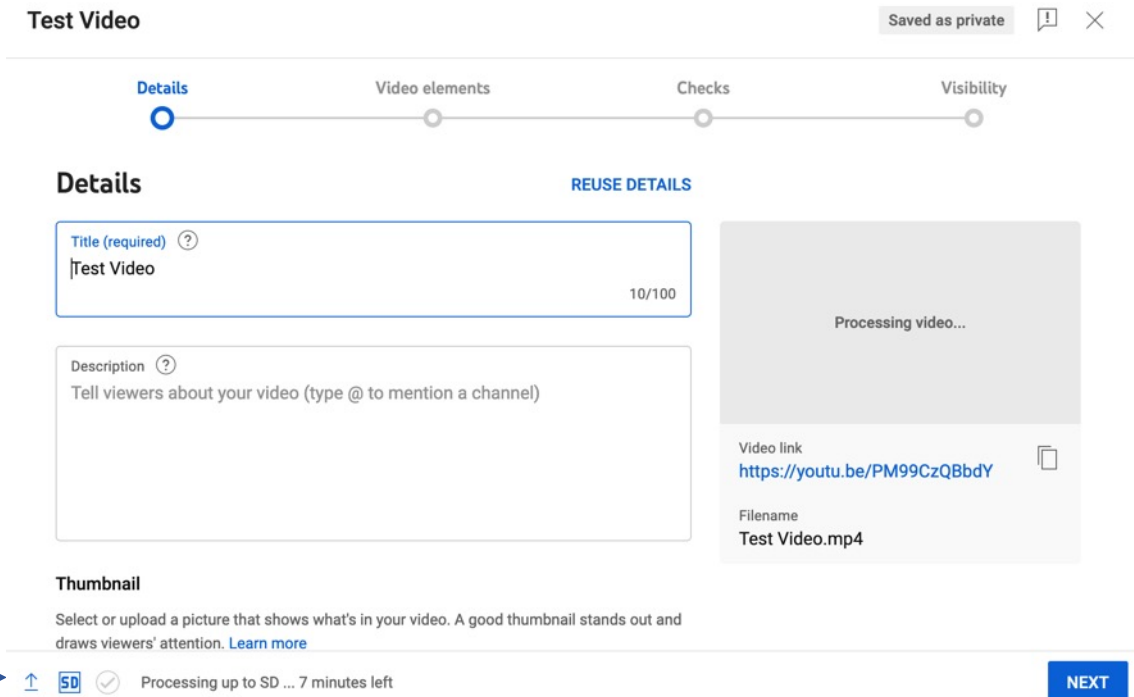
- Click on **Upload Video**



- Select the video you wish to upload or drag and drop into the window.



- While your video is processing, you can fill out the details in the pop up window.



**Test Video** Saved as private 🔒 ✕

Details Video elements Checks Visibility

**Details** REUSE DETAILS

Title (required) ?  
Test Video 10/100

Description ?  
Tell viewers about your video (type @ to mention a channel)

Processing video...

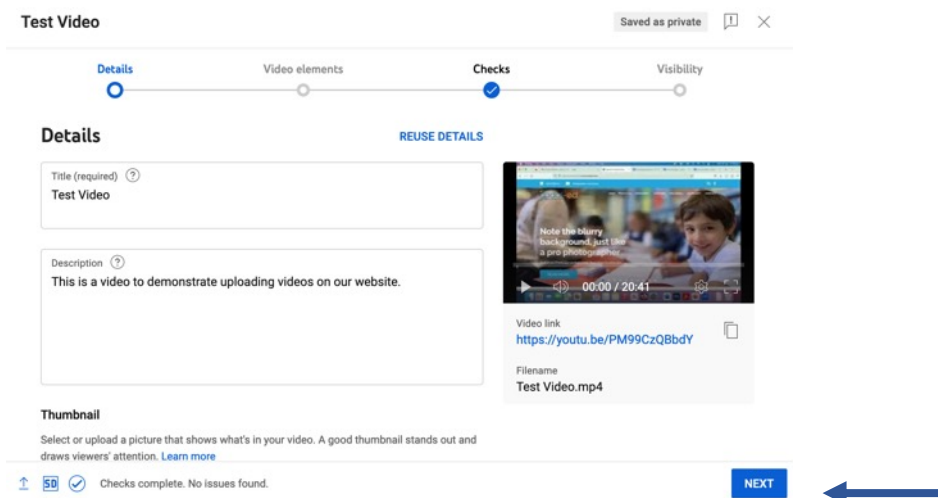
Video link  
<https://youtu.be/PM99CzQBbdY> 📄

Filename  
Test Video.mp4

**Thumbnail**  
Select or upload a picture that shows what's in your video. A good thumbnail stands out and draws viewers' attention. [Learn more](#)

Processing up to SD ... 7 minutes left NEXT

- Once it is processed, click on **Next**.



**Test Video** Saved as private 🔒 ✕

Details Video elements Checks Visibility

**Details** REUSE DETAILS

Title (required) ?  
Test Video

Description ?  
This is a video to demonstrate uploading videos on our website.

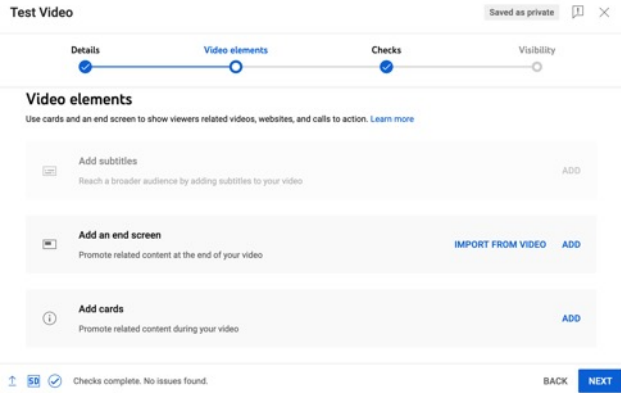
Video link  
<https://youtu.be/PM99CzQBbdY> 📄

Filename  
Test Video.mp4

**Thumbnail**  
Select or upload a picture that shows what's in your video. A good thumbnail stands out and draws viewers' attention. [Learn more](#)

Checks complete. No issues found. NEXT

- Ignore Video Elements and Checks, you can click Next until you get to **Visibility**.



**Test Video** Saved as private

Details Video elements Checks Visibility

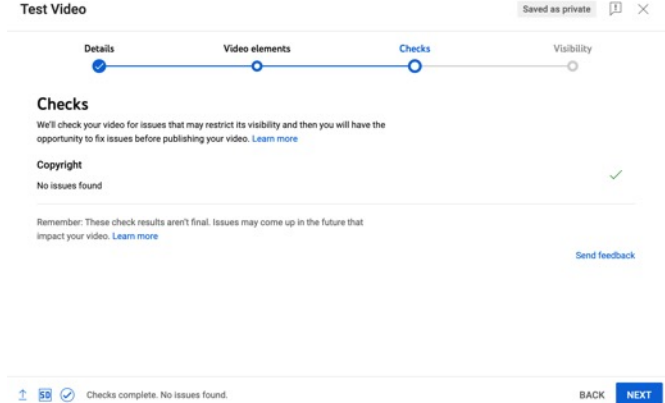
**Video elements**  
Use cards and an end screen to show viewers related videos, websites, and calls to action. [Learn more](#)

**Add subtitles**  
Reach a broader audience by adding subtitles to your video. [ADD](#)

**Add an end screen**  
Promote related content at the end of your video. [IMPORT FROM VIDEO](#) [ADD](#)

**Add cards**  
Promote related content during your video. [ADD](#)

Checks complete. No issues found. [BACK](#) [NEXT](#)



**Test Video** Saved as private

Details Video elements Checks Visibility

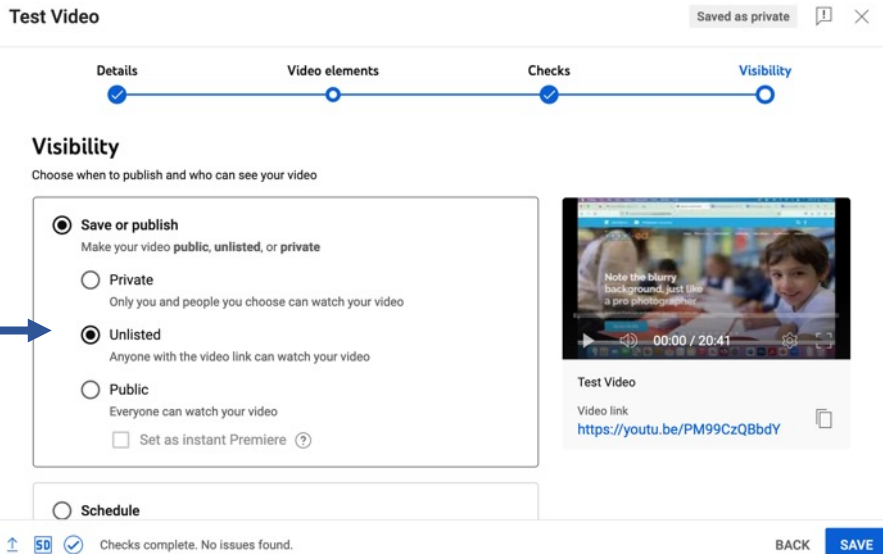
**Checks**  
We'll check your video for issues that may restrict its visibility and then you will have the opportunity to fix issues before publishing your video. [Learn more](#)

**Copyright**  
No issues found [✓](#)

Remember: These check results aren't final. Issues may come up in the future that impact your video. [Learn more](#) [Send feedback](#)

Checks complete. No issues found. [BACK](#) [NEXT](#)

- When you are on the Visibility tab if you check **Unlisted** the video can be embedded on your site but will not be visible in YouTube search results. Click **Save**.



**Test Video** Saved as private

Details Video elements Checks Visibility

**Visibility**  
Choose when to publish and who can see your video

**Save or publish**  
Make your video public, unlisted, or private

**Private**  
Only you and people you choose can watch your video

**Unlisted**  
Anyone with the video link can watch your video

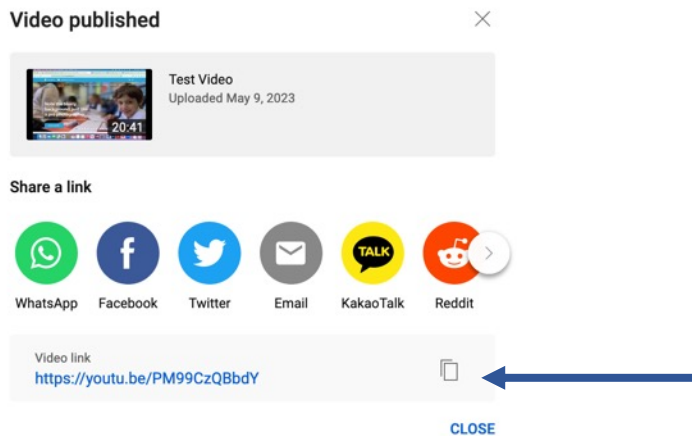
**Public**  
Everyone can watch your video  
 Set as instant Premiere [?](#)

**Schedule**

Checks complete. No issues found. [BACK](#) [SAVE](#)

**Test Video**  
Video link  
<https://youtu.be/PM99CzQBdY>

- Your video is now published, you will now copy the YouTube link to your video.



- Go to the CMS of your website and click on the pencil beside the page where you are loading the video.
- Put your cursor where you would like the video to land and click on the **Insert Media** button.

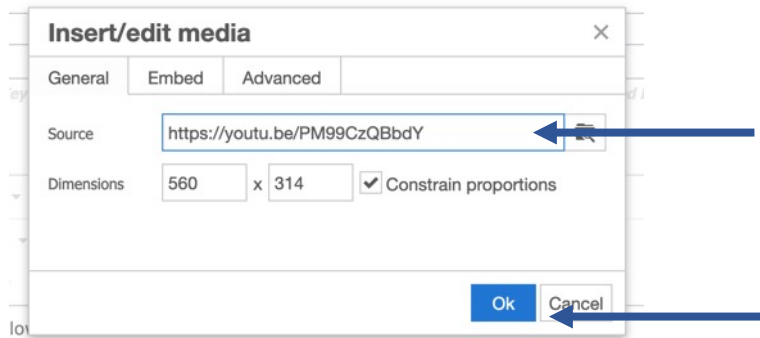
### Content

File ▾ Edit ▾ View ▾ Insert ▾ Format ▾ Tools ▾ Table ▾ Help ▾

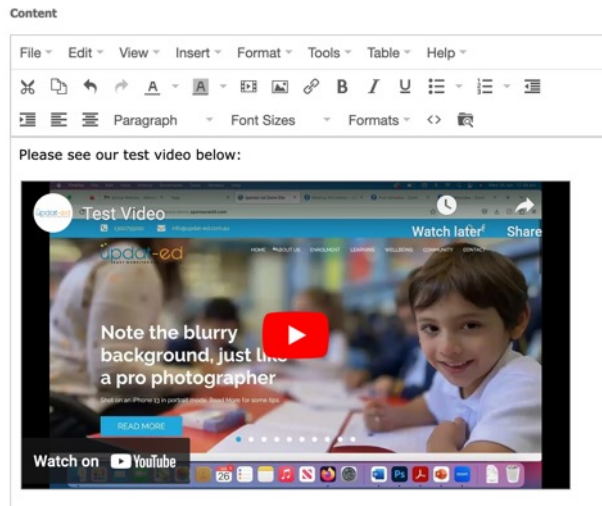
✂️ 📄 ↶ ↷ A A 🎥 🖼️ 🔗 B I U ☰ ☷ ☹️ Paragraph ▾ Font Sizes ▾ Formats ▾ <> 🔍

Please see our test video below:

- Paste your link into the **source** box and click OK.



- Your video will land on the page. Scroll to the bottom and **Update/Submit** your changes.



- Visit your site to see your video!



## TEST

Please see our test video below:

